
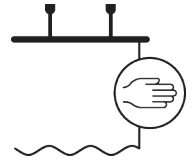


SG 6103



PRODUCT INFORMATION

- **Operation:** hand
- **Range:** S - L
- **Fitting:** suspended, ceiling, wall
- **Colours:** white RAL 9016 or anodised aluminum, special colours possible
- **Fabrics:** refer to Silent Gliss fabric collection

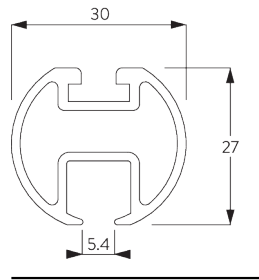
Features:

- Universal room divider
- 2-component (2C) glider technology
- Wave (2C)
- Suspended
- Versatile layouts
- Bendable

SYSTEM SPECIFICATIONS

A. PROFILE

Profile and bending information



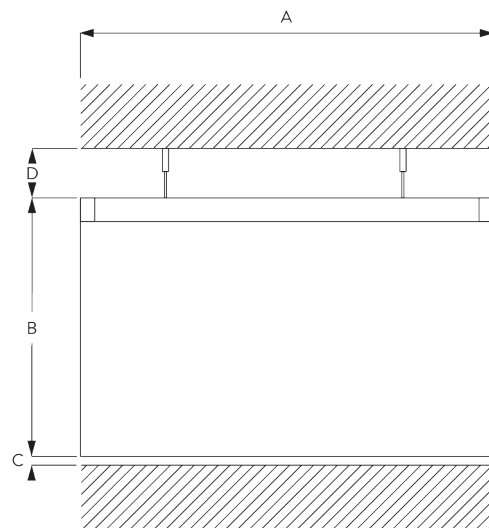
SG 6103p

Profile



Radius:
>25 cm

B. HOW TO MEASURE



A: System width
B: System height
C: Distance between floor and fabric
D: Distance between ceiling and system

C. SPECIFICATION TEXT

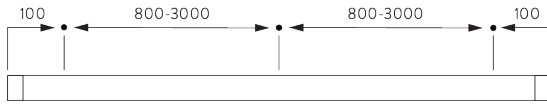
Silent Gliss SG 6103 Room Divider System. Comprises aluminium profile SG 6103 in satin anodised / white powder coat finish supplied made to measure with standard nylon glider hook SG 6147 at 10/m. Installed with the following parts depending on system configuration: Wall support SG 6620 / Wall bracket SG 6503 / End cover SG 6630 / End stop SG 6007 / External bridge SG 6521 / T-junction SG 6514 / Cross connection SG 6525 / Ceiling fixing plate SG 6138 / Twist fixing plate SG 6124 / Hanger rod SG 6190 / V-hanger rod SG 6501 / dust cover SG6110/ ceiling support SG 6175 / Internal Bridge SG 6635.

FITTING

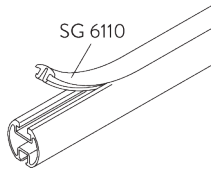
A. FITTING INFORMATION

For detailed fitting information, visit the Silent Gliss website.

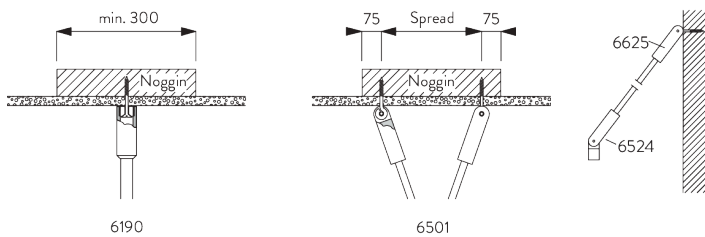
Fixing points



Dust Cover



Site preparation for suspended ceiling applications

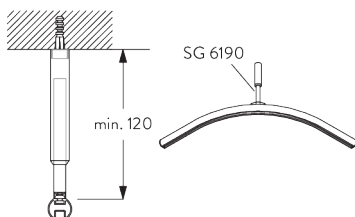


- Fixings should support the ends of the profile and any changes in direction.
- Maximum span between fixings is 3000 mm.
- When fitting to suspended ceilings site preparation is critical.
- At each hanger position a noggin in approved material is required above the suspended ceiling; underside to rest on top of ceiling (but independently supported) with a minimum length of 300 mm at right angles to the track in which the hanger occurs to give fixing tolerance.
- Ideally the hangers should be on the return track, if on the front track then adequate support should be provided.
- A detailed information sheet is available on request.

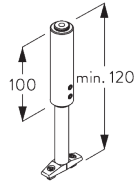
Diagonal fixing supports can be used to return the hanger to the bedhead wall, but only for use when it is impossible to ceiling fix.

B. CEILING FITTING

Hanger SG 6190

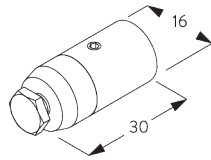
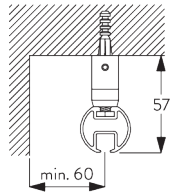


Can also be fixed in suspended ceilings by using sleeves SG 6197, SG 6186, SG 6187, SG 6188.



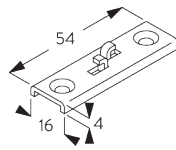
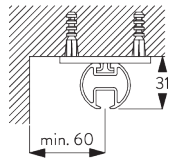
SG 6190
Hanger

Mini hanger SG 6175



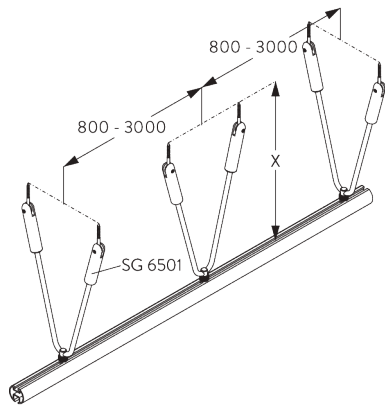
SG 6175
Mini hanger

Bracket SG 6124

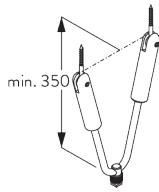


SG 6124
Bracket

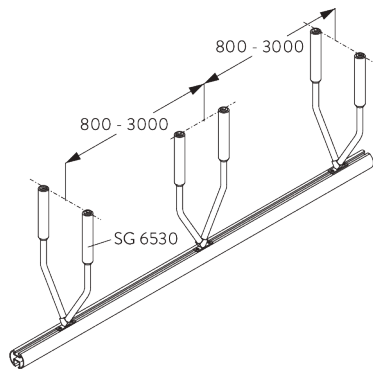
V-hanger



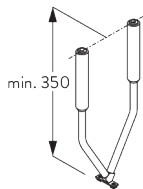
SG 6501:
V-hangers provide additional lateral stability.



SG 6501
V-Hanger



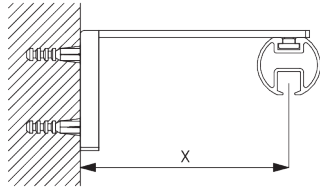
SG 6530:
V-hangers provide additional lateral stability.



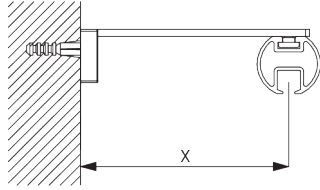
SG 6530
V-Hanger

C. WALL FITTING

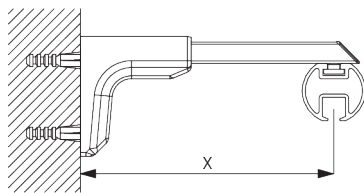
Smart Fix



Smart Fix with slot SG 11206 - SG 11208:
Screw SG 10492 (M4x8) needed.

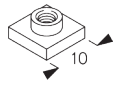


Square Smart Fix with slot SG 11216 - SG 11218:
Screw SG 10492 (M4x8) needed.



Universal Smart Fix SG 11154 - SG 11156:
Screw SG 11131 (M4x6) needed.

Smart Fix	X mm
SG 11206 / SG 11216	33-51
SG 11207 / SG 11217	53-71
SG 11208 / SG 11218	73-91
SG 11154	102-130
SG 11155	132-160
SG 11156	182-210



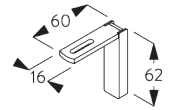
SG 6117
Slot nut



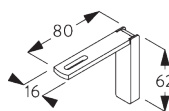
SG 10492
Pan head screw M4x8



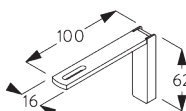
SG 11131
Pan head screw with flange
M4x6



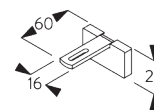
SG 11206
Smart Fix with slot 60 mm



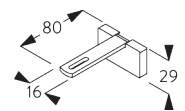
SG 11207
Smart Fix with slot 80 mm



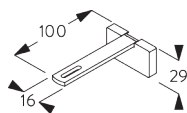
SG 11208
Smart Fix with slot 100 mm



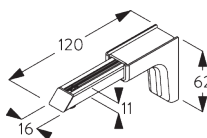
SG 11216
Square Smart Fix with slot 60
mm



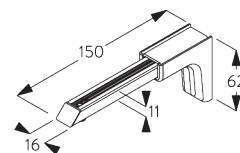
SG 11217
Square Smart Fix with slot 80
mm



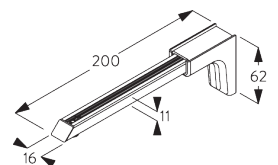
SG 11218
Square Smart Fix with slot
100 mm



SG 11154
Universal Smart Fix 120 mm

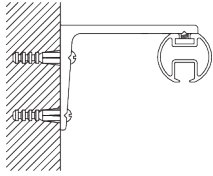


SG 11155
Universal Smart Fix 150 mm

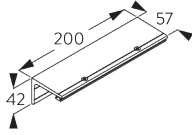


SG 11156
Universal Smart Fix 200 mm

Bracket SG 6503



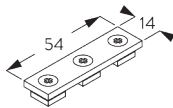
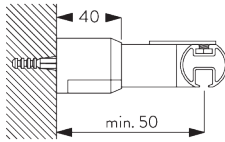
Bracket SG 6503 is available in various sizes, enquire at Silent Gliss.



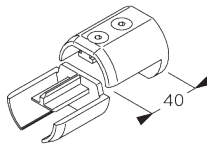
SG 6503
Bracket

D. WALL SUPPORT

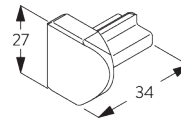
Bracket SG 6620



SG 6123
Connection plate



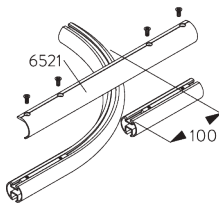
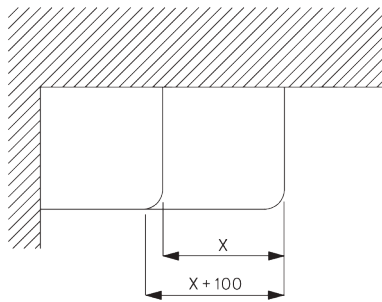
SG 6620
Wall bracket



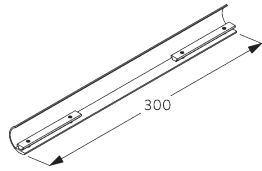
SG 6631
Connection piece

E. PROFILE JUNCTIONS

Connection bridge SG 6521

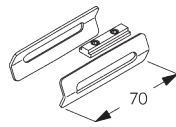
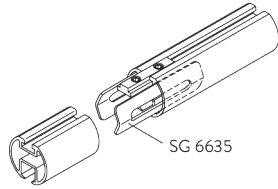


Note: be sure to attach a sketch!



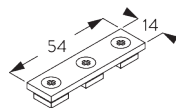
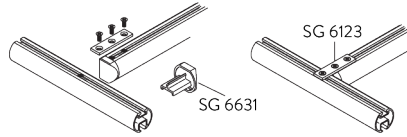
SG 6521
Connection bridge

**Connection set
SG 6635**



SG 6635
Connection bridge set

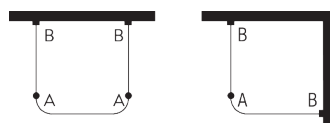
**Connection bridge
SG 6123**



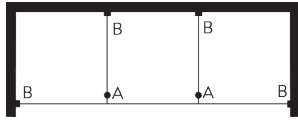
SG 6123
Connection plate

SYSTEM OPTIONS

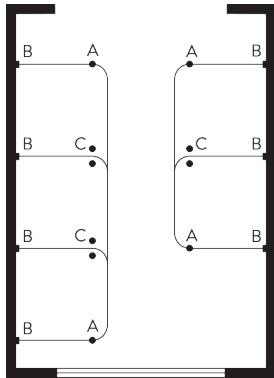
A. LAYOUT OPTIONS



A: Hanger rod
B: Wall support

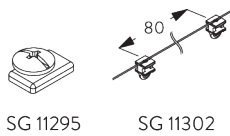
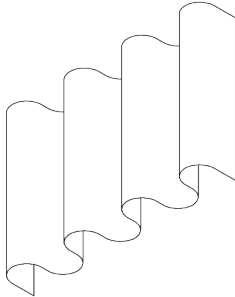


A: Hanger rod
B: Wall support



A: Hanger rod
B: Wall support
C: V-hanger

B. WAVE

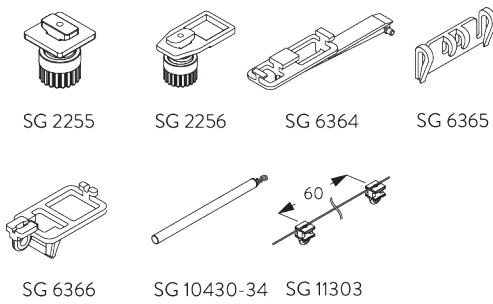


SG 11295

SG 11302

Standard components:

- SG 11295 End stop
- SG 11302 Wave 2C glider cord 80 mm



SG 2255

SG 2256

SG 6364

SG 6365

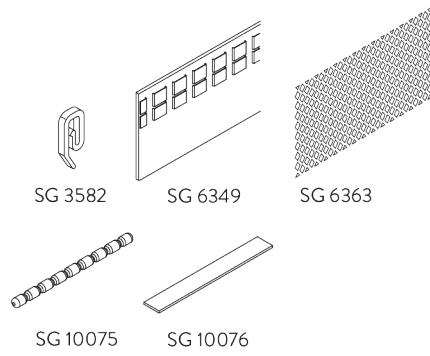
SG 6366

SG 10430-34

SG 11303

Optional components:

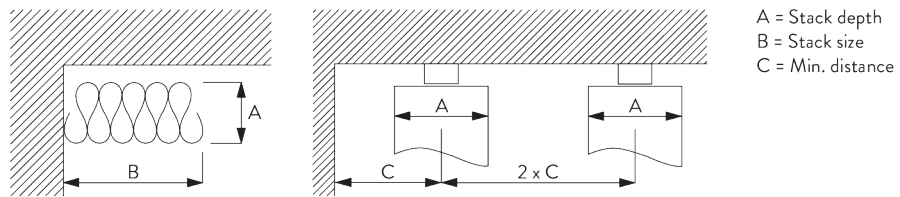
- SG 2255 Brake
- SG 2256 Brake
- SG 6364 Wave extension
- SG 6365 Wave hanger
- SG 6366 Wave carrier for draw rod
- SG 10430-34 Draw rod
- SG 11303 Wave 2C glider cord 60 mm



Curtain components:

- SG 3582 Hook
- SG 6349 Wave curtain tape
- SG 6363 Wave top hemming tape
- SG 10075 Lead weight 50 gr/m
- SG 10076 Fabric weight

Wave stack depth - 2C glider cord (standard components)



A = Stack depth
B = Stack size
C = Min. distance

2C Glider cord SG 11302	Pockets between hooks	Approx. curtain fullness	Stack depth A	Stack size B*	Min distance C
80	6	~2.1	140	180 per metre of track	90
80	7	~2.3	160	180 per metre of track	100

2C Glider cord SG 11303	Pockets between hooks	Approx. curtain fullness	Stack depth A	Stack size B*	Min distance C
60	4	~2.1	100	230 per metre of track	70
60	5	~2.3	120	230 per metre of track	80

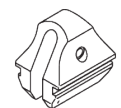
*Stack size B when using optional extension arm SG 6364 increases by 95 mm per curtain stack!

PARTS

A. STANDARD PARTS



SG 6065
End stop



SG 6086
Spring stop



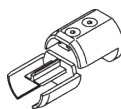
SG 6103p
Profile



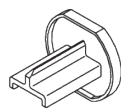
SG 6143
Glider on strip



SG 6190
Hanger

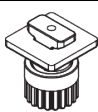


SG 6620
Wall bracket

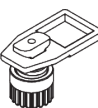


SG 6630
End cover

B. OPTIONAL PARTS



SG 2255
Brake



SG 2256
Brake



SG 3582
Hook



SG 3599
Hook



SG 6064
End stop



SG 6075
End stop with hook



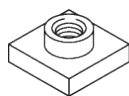
SG 6094
Roller



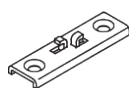
SG 6098
Roller



SG 6110
Dust cover



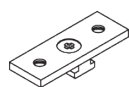
SG 6117
Slot nut



SG 6124
Bracket



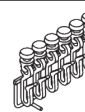
SG 6125
Corner connection piece



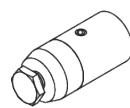
SG 6138
Bracket



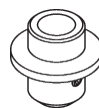
SG 6146
Hook



SG 6147
Glider with hook on strip



SG 6175
Mini hanger



SG 6186
Sleeve



SG 6187
Sleeve



SG 6196
Double hanger



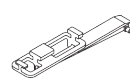
SG 6283
Roller



SG 6349
Wave curtain tape



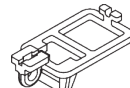
SG 6363
Wave top hemming tape



SG 6364
Wave extension



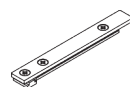
SG 6365
Wave hanger



SG 6366
Wave carrier for draw rod



SG 6501
V-Hanger



SG 6514
T-Junction

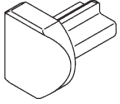


SG 6521
Connection bridge



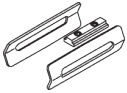
SG 6530

V-Hanger



SG 6631

Connection piece



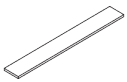
SG 6635

Connection bridge set



SG 10075

Lead weight 50 g/m



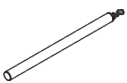
SG 10076

Fabric weight



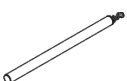
SG 10430

Draw rod 50 cm



SG 10431

Draw rod 75 cm



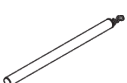
SG 10432

Draw rod 100 cm



SG 10433

Draw rod 125 cm



SG 10434

Draw rod 150 cm



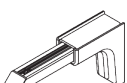
SG 10492

Pan head screw M4x8



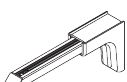
SG 11131

Pan head screw with flange M4x6



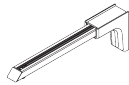
SG 11154

Universal Smart Fix 120 mm



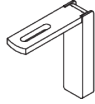
SG 11155

Universal Smart Fix 150 mm



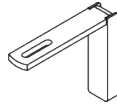
SG 11156

Universal Smart Fix 200 mm



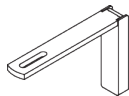
SG 11206

Smart Fix with slot 60 mm



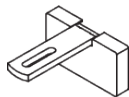
SG 11207

Smart Fix with slot 80 mm



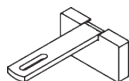
SG 11208

Smart Fix with slot 100 mm



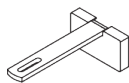
SG 11216

Square Smart Fix with slot 60 mm



SG 11217

Square Smart Fix with slot 80 mm




SG 11218

Square Smart Fix with slot 100 mm



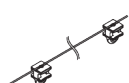
SG 11295

End stop



SG 11302

Wave 2C glider cord 80 mm



SG 11303

Wave 2C glider cord 60 mm