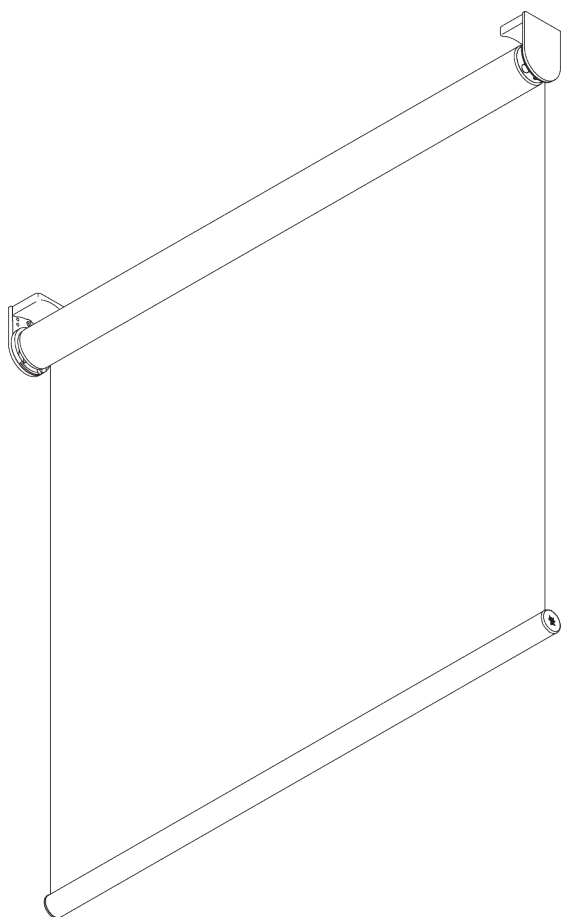
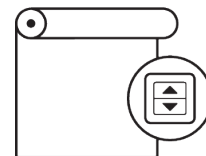


# SG 4960

---



## PRODUCT INFORMATION

- **Operation:** motorised
- **Range:** S - M
- **Fitting:** ceiling, wall, recess
- **Colours:** white RAL 9016, grey RAL 7035, black RAL 9005; special colours possible
- **Fabrics:** refer to Silent Gliss fabric collection

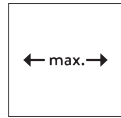
### **Features:**

- Quiet and fast motors, soft stop
- Various control options
- Two connected systems
- Click-in brackets
- Fascia, box, installation profile

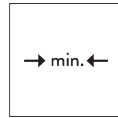
01/2026/V1

# SYSTEM SPECIFICATIONS

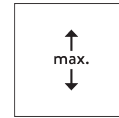
## A. SYSTEM DIMENSIONS



Single system: 2.4 m  
Double system: 4.8 m



61 cm\*  
\*see motor specification table



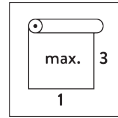
4 m



Single system: 9.6 m<sup>2</sup>  
Double system: 19.2 m<sup>2</sup>



5.5 kg



Recommended width /  
height ratio  
max. 1:3

## Maximum system drop

### Wall fitting (system drop on window side)

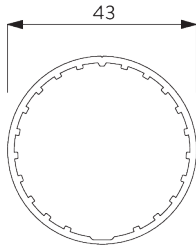
Fabric thickness	mm	0.15	0.20	0.25	0.30	0.35	0.40	0.45	0.50	0.55	0.60	0.65	0.70	0.75	0.80
Max. system drop	cm	400	400	400	400	400	400	390	350	320	290	270	250	230	220

### Ceiling fitting / wall fitting (system drop on room side)

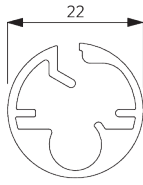
Fabric thickness	mm	0.15	0.20	0.25	0.30	0.35	0.40	0.45	0.50	0.55	0.60	0.65	0.70	0.75	0.80
Max. system drop	cm	400	400	400	400	400	400	400	400	400	380	350	330	300	280

## B. PROFILE

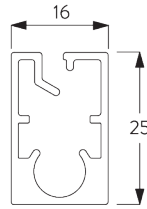
### Profile information



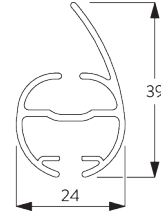
**SG 10532**  
Tube ø 43 mm



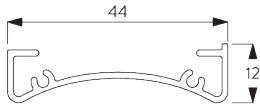
**SG 10760**  
Bottom bar



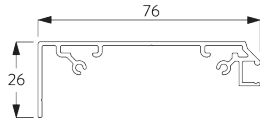
**SG 10770**  
Bottom bar



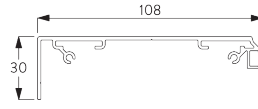
**SG 4903**  
Bottom bar



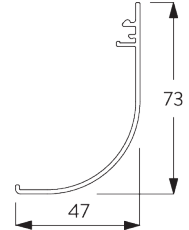
**SG 10534**  
Installation profile



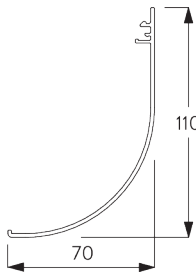
**SG 11430**  
Installation profile fascia 73 mm



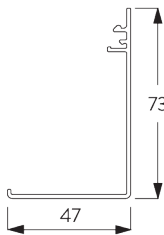
**SG 11530**  
Installation profile fascia 110 mm



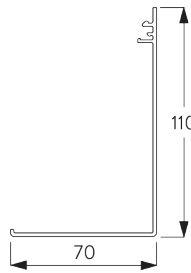
**SG 11431**  
Fascia round 73 mm



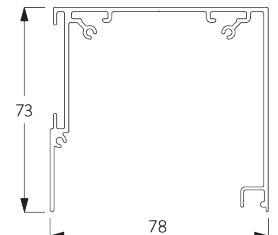
**SG 11531**  
Fascia round 110 mm



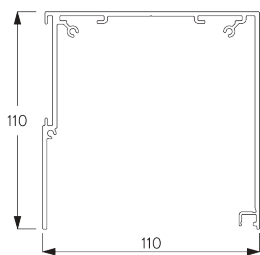
**SG 11432**  
Fascia square 73 mm



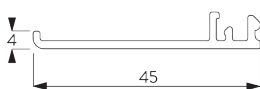
**SG 11532**  
Fascia square 110 mm



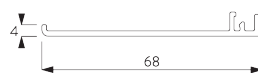
**SG 11433**  
Box case 73 mm



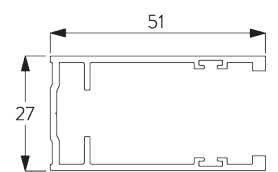
**SG 11533**  
Box case 110 mm



**SG 11434**  
Box cover



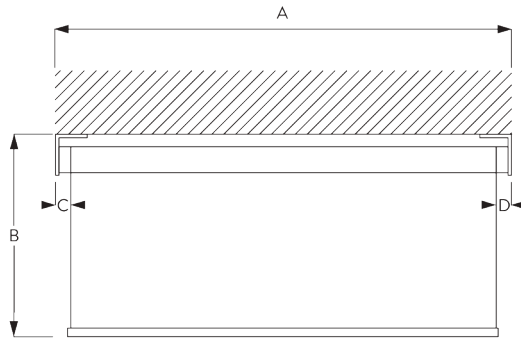
**SG 11534**  
Box cover 110 mm



**SG 11542**  
Side guide channel

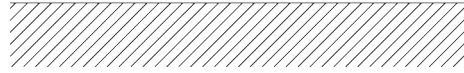
**C. HOW TO  
MEASURE**

*incl. bracket covers*

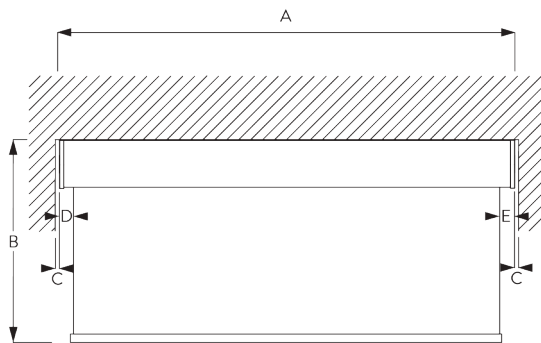


- A: System width
- B: System height
- C: Light gap: 13 mm
- D: Light gap operation side: 19 mm

Note:  
Different light gaps see motor specifications.  
All measurements include 2 mm for bracket cover per side!  
These can be omitted to reduce side light gaps.

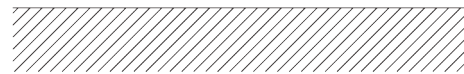


**Fascia / Box**

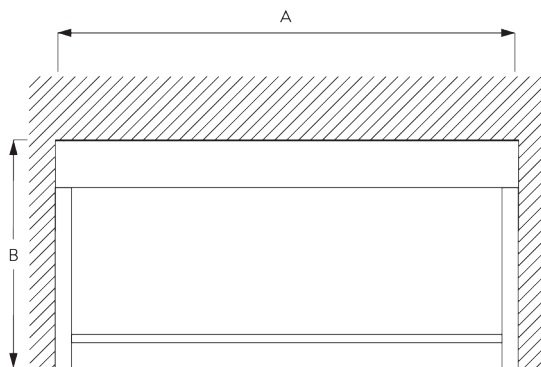


- A: System width
- B: System height
- C: Gap: min. 10 mm (when cover is used)\*
- D: Light gap: 15 mm
- E: Light gap operation side: 21 mm

Note:  
Different light gaps see motor specifications.  
\*Possible to make Fascia wider than system to reduce gap between wall and system.



**Fascia / Box with Side Profiles SG 11542**



- A: System width
- B: System height

## D. SPECIFICATION

### TEXT

**Silent Gliss SG 4960 Electrically Operated Roller Blind with Series 50 Smart by Silent Gliss enabled motor.** Roller blind system for medium to large size blind applications up to 2.4m wide. Supplied made to measure and assembled comprising anodised aluminium barrel SG 10532. Fix to wall/ceiling/inside recess with brackets SG 10542/SG10543 and bracket covers SG 10574/SG 10575. Bottom bar [SG 10760 round / SG 10770 square / SG 4903 oval]. Visible metal hardware powder coated in [white / black / grey]. Integral 24V DC powered Smart by Silent Gliss motor SG 11250 positioned [left / right] side. Operation only via Silent Gliss Smart Gateway and associated components in conjunction with compatible third-party control systems. All wiring to be strictly in accordance with Silent Gliss wiring diagrams. Fabric to be chosen from The Collection by Silent Gliss, Price Group [1R / 2R / 3R].

**Silent Gliss SG 4960 Electrically Operated Roller Blind System with SG Series 40 motor.** Roller blind system for medium to large size blind applications up to 2.4m wide. Supplied made to measure and assembled comprising anodised aluminium barrel SG 10532. Fix to wall/ceiling/inside recess with brackets SG 10542/SG10543 and bracket covers SG 10574/SG 10575. Bottom bar [SG 10760 round / SG 10770 square / SG 4903 oval]. Visible metal hardware powder coated in [white / black / grey]. Integral motor [SG 11243 24V DC powered motor transformer not included / SG 11240 100-240 V AC 50/60Hz] positioned [left / right] side. Operation by [3rd party dry contact switching / 3rd party control system with suitable interface / Silent Gliss Control N radio controls via integrated receiver. Control N transmitter components supplied at additional cost. All wiring to be strictly in accordance with Silent Gliss wiring diagrams. Fabric to be chosen from The Collection by Silent Gliss, Price Group [1R / 2R / 3R].


**Silent Gliss SG 4960 Electrically Operated Roller Blind System with SG Series 20 motor.** Roller blind system for medium to large size blind applications up to 2.4m wide. Supplied made to measure and assembled comprising anodised aluminium barrel SG 10532. Fix to wall/ceiling/inside recess with brackets SG 10542/SG10543 and bracket covers SG 10574/SG 10575. Bottom bar [SG 10760 round / SG 10770 square / SG 4903 oval]. Visible metal hardware powder coated in [white / black / grey]. Integral motor SG 10320 230v 50 Hz mains switched motor positioned [left / right] side. Operation by [3rd party switching / SG Control R with external receiver / 3rd party automation system with suitable interface]. Control R transmitter & external receiver components supplied at additional costs All wiring to be strictly in accordance with Silent Gliss wiring diagrams. Fabric to be chosen from The Collection by Silent Gliss, Price Group [1R / 2R / 3R].

# FITTING

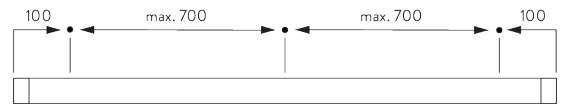
## A. FITTING INFORMATION

### Fixing points

For detailed fitting information, visit the [Silent Gliss website](#).

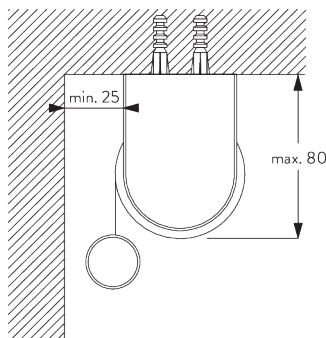


Brackets (wall / ceiling)

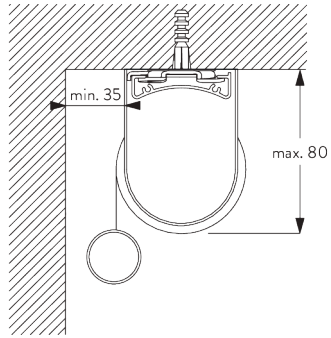


Fascia / box & installation profile SG 10534 (wall / ceiling)

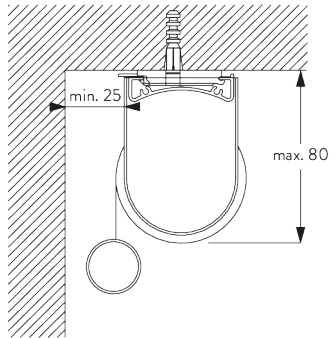
## B. CEILING FITTING



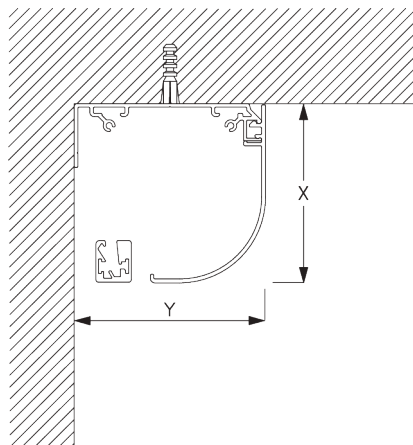
Brackets



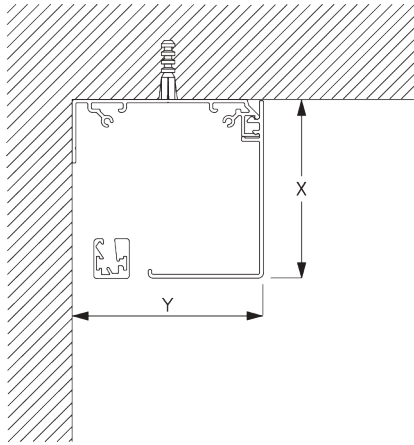
**Installation profile SG 10534 and clamp SG 3044**



**Installation profile SG 10534 and click bracket SG 10539**  
Not possible with two connected systems!



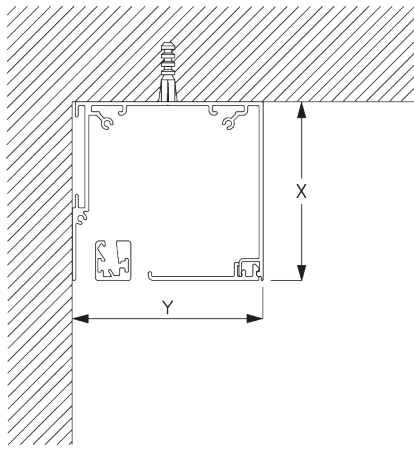
**Fascia round**  
X = Fascia S 73 mm / Fascia L 110 mm  
Y = Fascia S 78 mm / Fascia L 110 mm



**Fascia square**

X = Fascia S 73 mm / Fascia L 110 mm

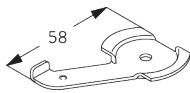
Y = Fascia S 78 mm / Fascia L 110 mm



**Box**

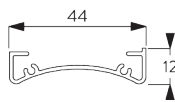
X = Box S 73 mm / Box L 110 mm

Y = Box S 78 mm / Box L 110 mm



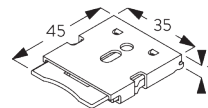
**SG 3044**

Clamp



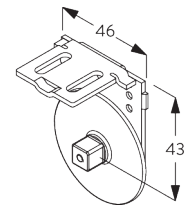
**SG 10534**

Installation profile



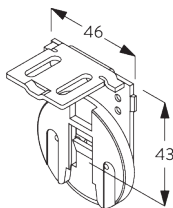
**SG 10539**

Bracket



**SG 10542**

Bracket



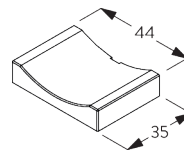
**SG 10543**

Bracket



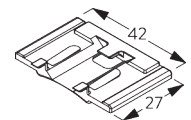
**SG 10574**

Bracket cover



**SG 10575**

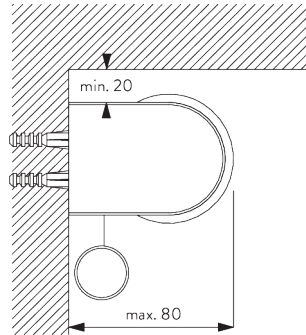
Bracket cover



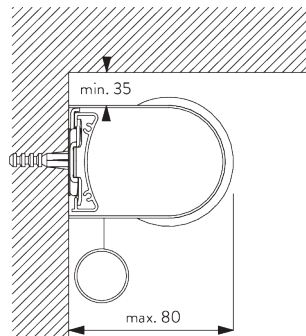
**SG 10690**

Spacer

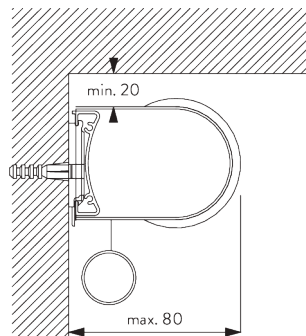
## C. WALL FITTING



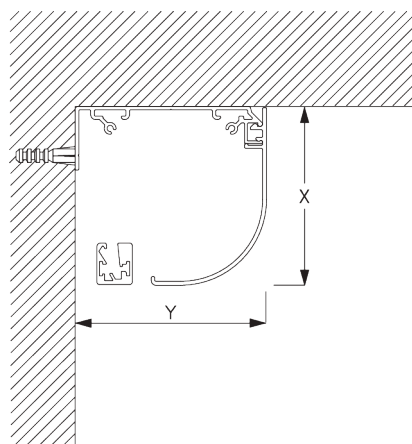
**Brackets**



**Installation profile SG 10534 and clamp SG 3044**

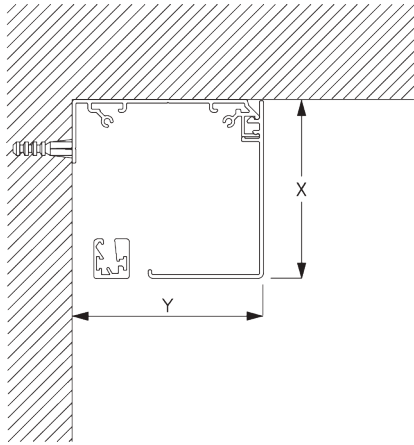


**Installation profile SG 10534 and click bracket SG 10539**  
Not possible with two connected systems!



**Fascia round**

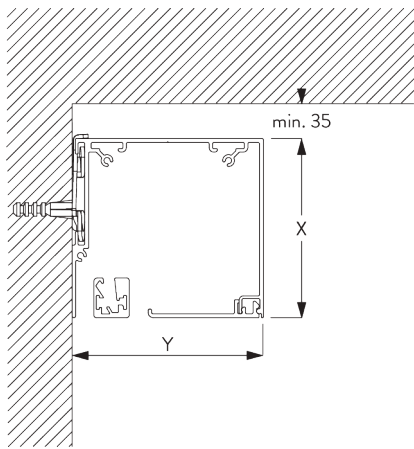
X = Fascia S 73 mm / Fascia L 110 mm  
Y = Fascia S 78 mm / Fascia L 110 mm



**Fascia square**

X = Fascia S 73 mm / Fascia L 110 mm

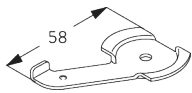
Y = Fascia S 78 mm / Fascia L 110 mm



**Box S and clamp SG 3044 / Box L and clamp SG 11180**

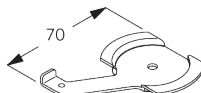
X = Box S 73 mm / Box L 110 mm

Y = Box S 78 mm / Box L 110 mm



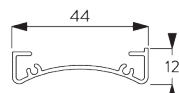
**SG 3044**

Clamp



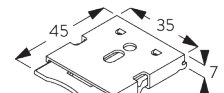
**SG 11180**

Clamp



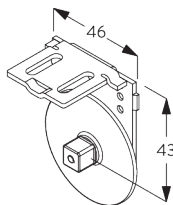
**SG 10534**

Installation profile



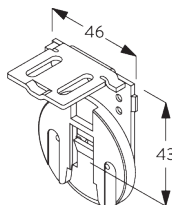
**SG 10539**

Bracket



**SG 10542**

Bracket



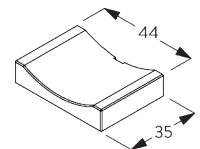
**SG 10543**

Bracket



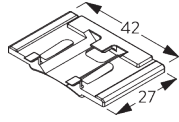
**SG 10574**

Bracket cover



**SG 10575**

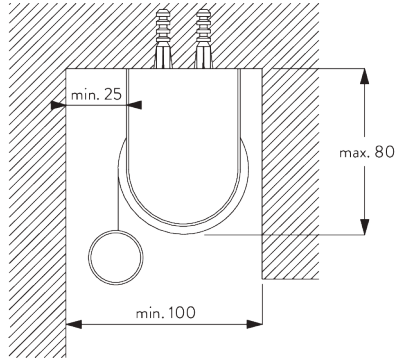
Bracket cover



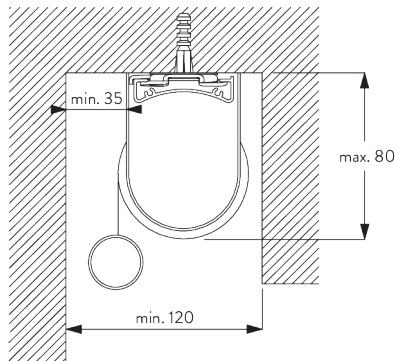
**SG 10690**

Spacer

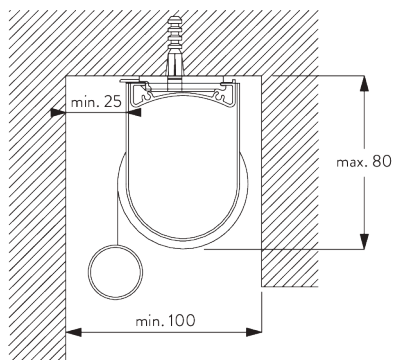
**D. RECESS FITTING**



**Brackets**

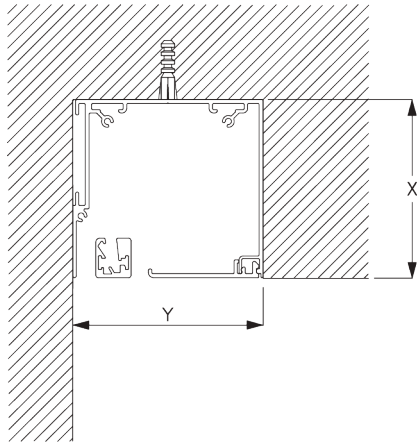


**Installation profile SG 10534 and clamp SG 3044**



**Installation profile SG 10534 and click bracket SG 10539**

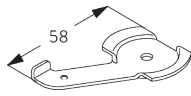
*Not possible with two connected systems!*



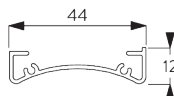
**Box**

X = Box S 73 mm / Box L 110 mm

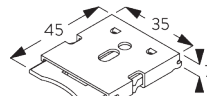
Y = Box S min. 79 mm / Box L min. 111 mm



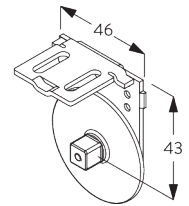
**SG 3044**  
Clamp



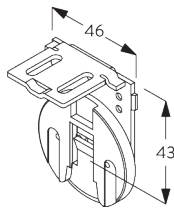
**SG 10534**  
Installation profile



**SG 10539**  
Bracket



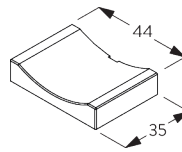
**SG 10542**  
Bracket



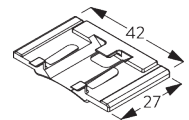
**SG 10543**  
Bracket



**SG 10574**  
Bracket cover

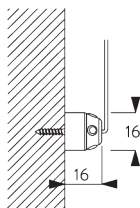
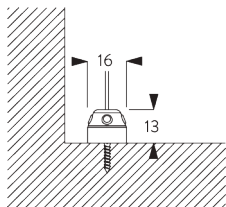


**SG 10575**  
Bracket cover

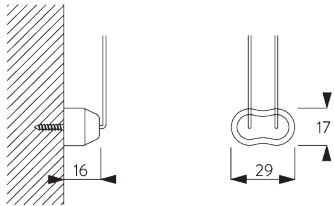
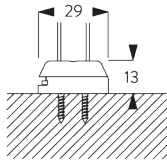


**SG 10690**  
Spacer

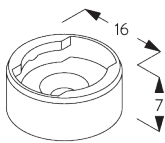
**E. FITTING WITH  
SIDE GUIDE  
OPTION**



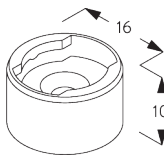
**Single system**



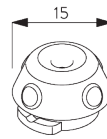
**Double system (side-by-side installation)**



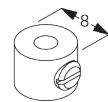
**SG 8235**  
Side guide wire base short



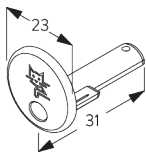
**SG 8236**  
Side guide wire base long



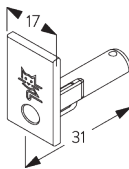
**SG 8237**  
Side guide wire holder



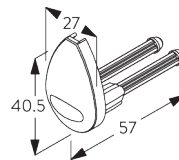
**SG 8249**  
Side guide device



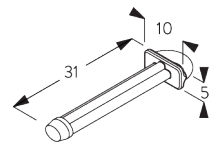
**SG 10762**  
Side guide end cover



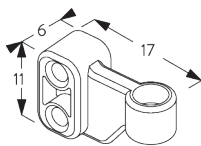
**SG 10772**  
Side guide end cover



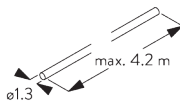
**SG 4944**  
Side guide end cover



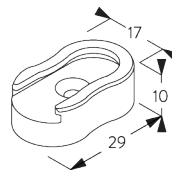
**SG 10641**  
Side guide eyelet



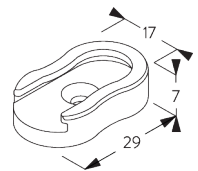
**SG 10642**  
Side guide wire holder



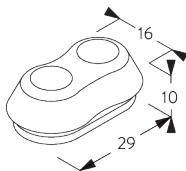
**SG 10643**  
Side guide wire ø 1.3 mm x 4.2 m



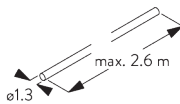
**SG 10669**  
Side guide double base long



**SG 10673**  
Side guide double base short



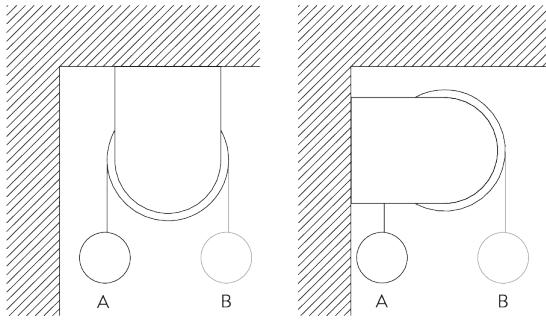
**SG 10701**  
Side guide double wire holder



**SG 10706**  
Side guide wire ø 1.3 mm x 2.6 m

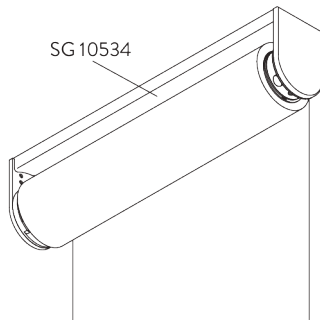
# SYSTEM OPTIONS

## A. FABRIC ROLL-OFF

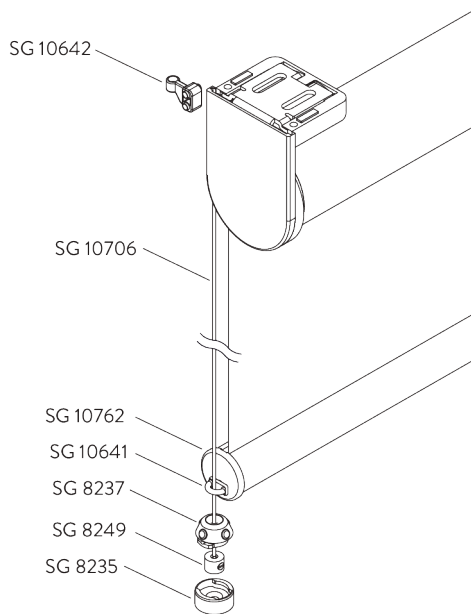


- A: Fabric roll-off window side (standard)  
B: Fabric roll-off room side (option)

## B. INSTALLATION PROFILE



## C. SIDE GUIDES



### Additional parts:

- 2x SG 8235 Side guide wire base short
- 2x SG 8237 Side guide wire holder
- 2x SG 8249 Side guide device
- 2x SG 10762 Side guide end cover round
- 2x SG 10641 Side guide eyelet
- 2x SG 10642 Side guide wire holder
- 2x SG 10706 Side guide wire  $\varnothing$  1.3 mm x 2.6 m

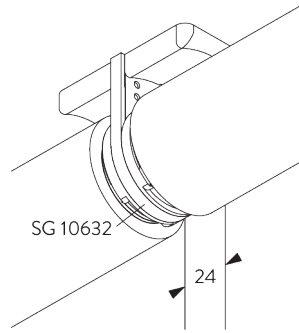
### Optional parts:

- 2x SG 8236 Side guide wire base long
- 2x SG 10772 Side guide end cover square
- 2x SG 10643 Side guide wire  $\varnothing$  1.3 mm x 4.2 m
- 1x SG 10669 Side guide double base long
- 1x SG 10673 Side guide double base short
- 1x SG 10701 Side guide double wire holder

### Note:

- Light gaps increase when side-guide option is used
- Up to 15° from vertical

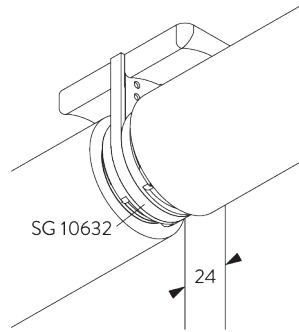
**D. TWO CONNECTED SYSTEMS**



Additional parts:

- 1x SG 10558 Connection tube adapter
- 2x SG 10626 Connection bracket
- 2x SG 10627 Connection flange
- 1x SG 10628 Connection tube adapter
- 1x SG 10632 Connection bracket cover

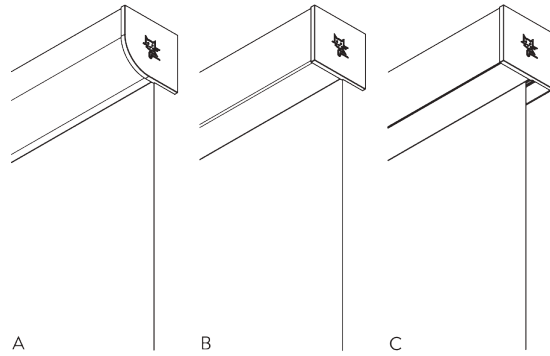
**E. TWO SINGLE SYSTEMS SIDE-BY-SIDE**



Additional parts:

- 1x SG 10632 Connection bracket cover

**F. FASCIA / BOX**



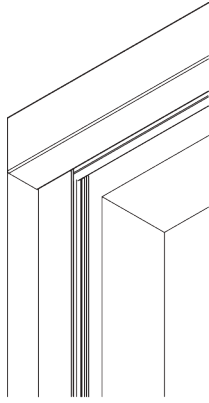
- A: Fascia round
- B: Fascia square
- C: Box

Size:

- S: 78 x 73 mm
- L: 110 x 110 mm

Note:

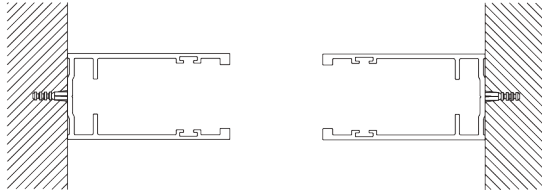
- Only applicable with bottom bar SG 11442
- Not possible with connected systems
- Two systems with one Fascia possible upon request



Optional side guide channels SG 11542 to be used with Fascia or Box.

Note:

- Only applicable with inside fitting
- Box: only recess fitting



# MOTORS & CONTROLS

## A. MOTOR FEATURES

Motors	50-Series	40-Series	25-Series	20-Series
	SG 11250	SG 11941 SG 11942	SG 11625	SG 10320

### Motor Features

Soft stop	●	●	●	●
Electronic end-stop	●	●	●	●
Electronic revolution counter (unlimited revolution)	●	●	●	●
Mechanical end-stop				
Mechanical revolution counter (limited revolution)				
One intermediate position possible		●		
Bottom bar alignment	●	●		
Noiseless stop				●
Parallel wiring possible without additional relays		●	●	●
Disconnectable motor cable	●	●	●	●
IP class	IP 30	IP 30	IP 30	IP 44

### Control Features

Mains power control			●	●
Dry contact control		●		
Dry contact and / or SG Control N control		●		
SG Control N (built-in receiver)		●		
SG Control R (external receiver required)			●	●
Smart by Silent Gliss	●			
Suitable for most major home automation systems (with suitable interface)		●	●	●

## B. MOTOR SPECIFICATIONS

Motors	Light gaps* C / D = driving side	Min. system width	Voltage	Current	Frequency	Speed	Frequency receiver
<b>50-Series (Smart by Silent Gliss)</b>							
SG 11250	C: 10 mm / D: 26 mm	56 cm	24 V DC	1.8 A	n/a	55 rpm	n/a
<b>40-Series</b>							
SG 11941	C: 10 mm / D: 26 mm	83 cm	100-240 V AC	0.3 A	50-60 Hz	55 rpm	433 MHz
SG 11942	C: 10 mm / D: 26 mm	56 cm	24 V DC	1.8 A	n/a	55 rpm	433 MHz
<b>25-Series</b>							
SG 11625	C: 10 mm / D: 26 mm	83 cm	100-240 V AC	0.8 A	50-60 Hz	32 rpm	n/a
<b>20-Series</b>							
SG 10320 (standard)	C: 13 mm / D: 19 mm	61 cm	230 V AC	0.55 A	50 Hz	70 rpm	n/a

\*Light gaps Fascia or Box: C +2 mm / D +2 mm (40-/50-Series: C +3 mm / D + 2 mm)

## C. OPERATING METHODS

See catalogue "controls" for details.

### Wall Switch



System can be operated by fixed wall switch.

### SG Control N



Various radio hand-held and wall transmitters available.



Silent Gliss Move App.

### SG Control R



Various radio hand-held and wall transmitters available.  
An external receiver is required.

### Smart by Silent Gliss



Open designed two-way communication system which allows to flawlessly integrate products with most major building management systems.

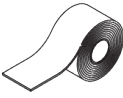
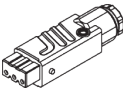




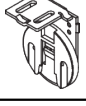
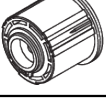

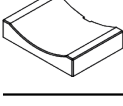
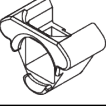



**D. WIRING**  
**DIAGRAMS**


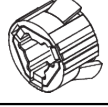


*Refer to Silent Gliss website.*


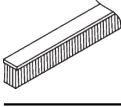

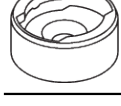
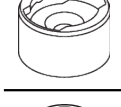
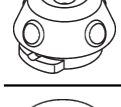

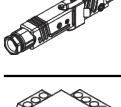

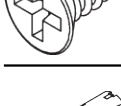


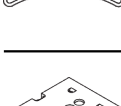
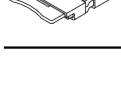
# PARTS

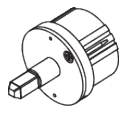
## A. STANDARD PARTS

	<b>SG 4226</b> Double tape 30 mm
	<b>SG 9917</b> Hirschmann portable socket-outlet STAK 3 N
	<b>SG 10284</b> O-Ring
	<b>SG 10320</b> Tubular motor 230V AC, 20 Series 1.5/70
	<b>SG 10532</b> Tube ø 43 mm
	<b>SG 10542</b> Bracket
	<b>SG 10543</b> Bracket
	<b>SG 10557</b> Tube adapter
	<b>SG 10574</b> Bracket cover
	<b>SG 10575</b> Bracket cover
	<b>SG 10620</b> Motor flange 10/20-Series
	<b>SG 10621</b> Tube adapter
	<b>SG 10668</b> PVC strip 10 mm
	<b>SG 10760</b> Bottom bar

	<b>SG 10761</b> End cover
	<b>SG 11354</b> Motor drive 10/20-Series

## B. OPTIONAL PARTS

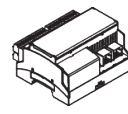
	<b>SG 3044</b> Clamp
	<b>SG 4508</b> Brush 5x7 mm
	<b>SG 4903</b> Bottom bar
	<b>SG 8235</b> Side guide wire base short
	<b>SG 8236</b> Side guide wire base long
	<b>SG 8237</b> Side guide wire holder
	<b>SG 8249</b> Side guide device
	<b>SG 9916</b> Hirschmann plug set
	<b>SG 9959</b> Central control unit relay
	<b>SG 10139</b> Countersunk screw 2.9x6.5
	<b>SG 10293</b> Cable 230V AC, 2/3/5/10 m
	<b>SG 10498</b> Countersunk screw 2.9x9.5
	<b>SG 10534</b> Installation profile
	<b>SG 10539</b> Bracket



**SG 10558**  
Connection tube adapter



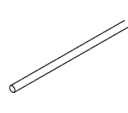
**SG 10701**  
Side guide double wire holder



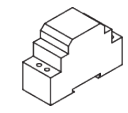
**SG 11262**  
Expansion unit



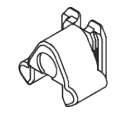
**SG 10622**  
Tube adapter, 24V DC motor



**SG 10706**  
Side guide wire  $\varnothing$  1.3 mm x 2.6 m



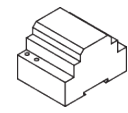
**SG 11263**  
Power supply 24V DC, 2.5A DIN Rail



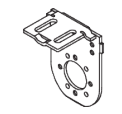
**SG 10625**  
Motor flange, 10/20-Series



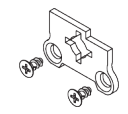
**SG 10747**  
Motor plate S



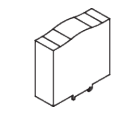
**SG 11264**  
Power supply 24V DC, 3.8A DIN Rail



**SG 10626**  
Connection bracket



**SG 10753**  
Motor plate



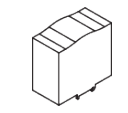
**SG 11265**  
Power supply 24V DC, 5A DIN Rail



**SG 10627**  
Connection flange



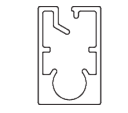
**SG 10762**  
Side guide end cover




**SG 11266**  
Power supply 24V DC, 10A DIN Rail



**SG 10628**  
Connection tube adapter



**SG 10770**  
Bottom bar



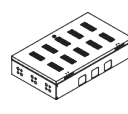
**SG 11281**  
Cabinet for 8 systems



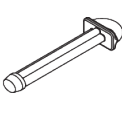
**SG 10632**  
Connection bracket cover



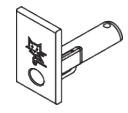
**SG 10771**  
End cover



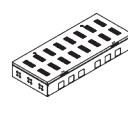
**SG 11282**  
Cabinet for 24 systems




**SG 10641**  
Side guide eyelet



**SG 10772**  
Side guide end cover




**SG 11283**  
Cabinet for 56 systems



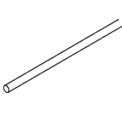
**SG 10642**  
Side guide wire holder



**SG 11178**  
End cover




**SG 11319**  
Plug 4-pin, MC 1.5/4-ST-3.81



**SG 10643**  
Side guide wire  $\varnothing$  1.3 mm x 4.2 m



**SG 11180**  
Clamp



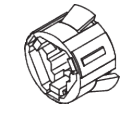
**SG 11322**  
PT Screw Countersunk KA35x10 WN 1413



**SG 10651**  
Connection flange



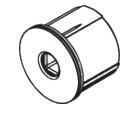
**SG 11250**  
Motor 24V DC, 50-Series 1.5/55



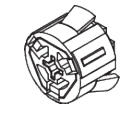
**SG 11356**  
Motor drive 40/50-Series



**SG 10669**  
Side guide double base long



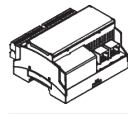
**SG 11258**  
Tube adapter



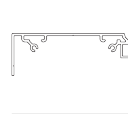
**SG 11357**  
Motor drive Somfy 24 V DC



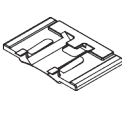
**SG 10673**  
Side guide double base short



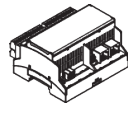
**SG 11260**  
Gateway Cedia



**SG 11430**  
Installation profile fascia 73 mm






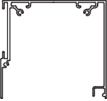

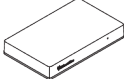


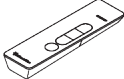

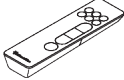



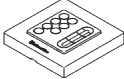







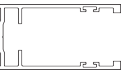
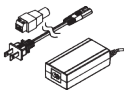



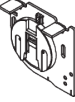





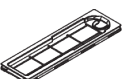


**SG 10690**  
Spacer

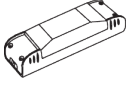


**SG 11261**  
Gateway KNX



**SG 11431**  
Fascia round 73 mm

	<b>SG 11432</b> Fascia square 73 mm		<b>SG 11530</b> Installation profile fascia 110 mm		<b>SG 11625</b> Motor 100-240V AC, 25-Series S 3/32
	<b>SG 11433</b> Box case 73 mm		<b>SG 11531</b> Fascia round 110 mm		<b>SG 11900</b> Move Server
	<b>SG 11434</b> Box cover		<b>SG 11532</b> Fascia square 110 mm		<b>SG 11931</b> Radio hand held 1 channel
	<b>SG 11437</b> Bracket cover round left 73 mm		<b>SG 11533</b> Box case 110 mm		<b>SG 11932</b> Radio hand held 6 channel
	<b>SG 11438</b> Bracket cover round right 73 mm		<b>SG 11534</b> Box cover 110 mm		<b>SG 11936</b> Radio wall transmitter 1 channel
	<b>SG 11439</b> Bracket cover square left 73 mm		<b>SG 11537</b> Bracket cover round left 110 mm		<b>SG 11937</b> Radio wall transmitter 6 channel
	<b>SG 11440</b> Bracket cover square right 73 mm		<b>SG 11538</b> Bracket cover round right 110 mm		<b>SG 11941</b> Motor 100-240V AC, 40-Series S 1.5/55, radio receiver
	<b>SG 11442</b> Bottom bar		<b>SG 11539</b> Bracket cover square left 110 mm		<b>SG 11942</b> Motor 24V DC, 40-Series S 1.5/55, radio receiver
	<b>SG 11443</b> End cover		<b>SG 11540</b> Bracket cover square right 110 mm		<b>SG 11966</b> Power supply set 24V/2A with GB plug
	<b>SG 11446</b> Bracket left 73 mm		<b>SG 11542</b> Side guide channel		<b>SG 11967</b> Power supply set 24V/2A with US plug
	<b>SG 11447</b> Bracket right 73 mm		<b>SG 11546</b> Bracket left 110 mm		<b>SG 20336</b> Hand held transmitter 8 channel
	<b>SG 11448</b> Bracket left 73 mm		<b>SG 11547</b> Bracket right 110 mm		<b>SG 20913</b> Wall switch single channel
	<b>SG 11449</b> Bracket right 73 mm		<b>SG 11548</b> Bracket left 110 mm		<b>SG 20914</b> Wall switch 8 channel
	<b>SG 11460</b> Cover for Hirschmann plug		<b>SG 11549</b> Bracket right 110 mm		<b>SG 20917</b> Pattress box



---

**SG 20919**

*Control module motor type R*

---





