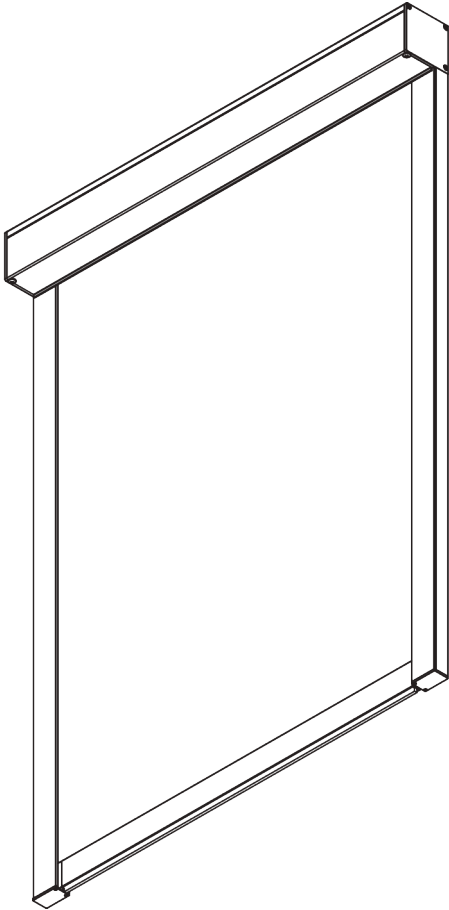



SG 4760



PRODUCT INFORMATION

- **Operation:** motorised
- **Range:** S
- **Fitting:** ceiling, wall, recess
- **Colours:** white RAL 9016 or black RAL 9005, special colours possible
- **Fabrics:** refer to Silent Gliss fabric collection

Features:

- Zip technology
- Quiet and fast motors
- Soft stop
- Various control options
- 40 mm side channel, pre-drilled fixing points

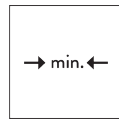
01/2026/V1

SYSTEM SPECIFICATIONS

A. SYSTEM DIMENSIONS



1.6 m



65 cm*
*see motor specification table



1.6 m



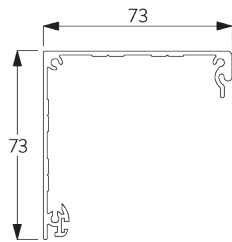
2.5 m²



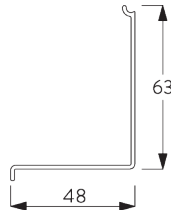
2 kg

B. PROFILE

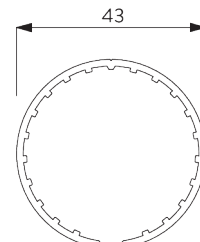
Profile information



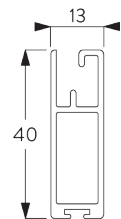
SG 10994
Box case 73 mm



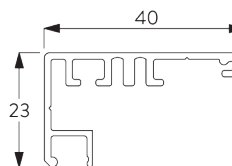
SG 10995
Box cover 73 mm



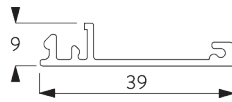
SG 10532
Tube ø 43 mm



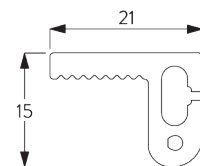
SG 10993
Bottom bar



SG 11418
Side guide case



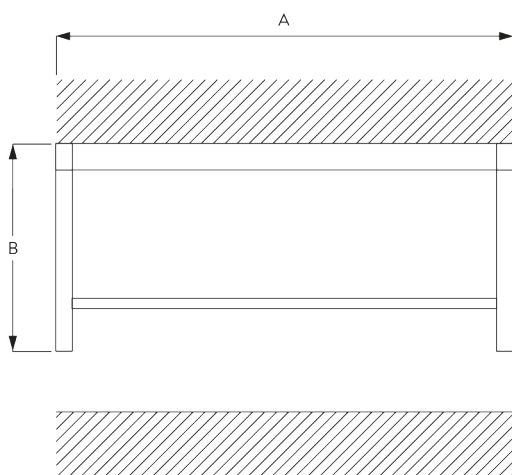
SG 11419
Side guide cover



SG 11421
Zip profile

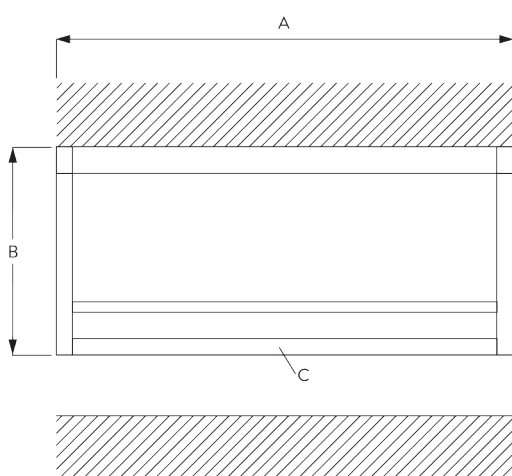
C. HOW TO MEASURE

Inside fitting



A: System width
B: System height

Face fitting



A: System width
B: System height
C: Optional: end profile (SG 11418 / SG 11419)

D. SPECIFICATION

TEXT

Silent Gliss SG 4760 Electrically Operated Dim-Out Roller Blind System with SG Smart by Silent Gliss enabled motor. For blinds up to 1.6m wide by 1.6m drop, max 2.5sq. m. Supplied complete and made to measure comprising aluminium headbox SG 10994-5 (73mm), side profiles SG 11418 / SG 11419 and bottom hem bar SG 10993 in white or black powder coat finish as standard. Fabric edges retained by two component zip profile SG 11421. Operation by compatible third-party home control system with full two-way communication. Powered by 24V DC supply (not supplied) or mains power. Only to be used in conjunction with associated 'Smart by Silent Gliss' Gateway and components. All wiring to be strictly in accordance with Silent Gliss wiring diagrams. Fabric to be chosen from the Silent Gliss fabric range, Price Group 1R / 2R / 3R.

Silent Gliss SG 4760 Electrically Operated Dim-Out Roller Blind System with SG Series 40 motors. For blinds up to 1.6m wide by 1.6m drop, max 2.5sq. m. Supplied complete and made to measure comprising aluminium headbox SG 10994-5 (73mm), side profiles SG 11418 / SG 11419 and bottom hem bar SG 10993 in white or black powder coat finish as standard. Fabric edges retained by two component zip profile SG 11421. Operation by dry contact switching either from fixed switch (not supplied) or third-party control system and/or SG Control L radio control system via integrated receiver. SG Control L components supplied at additional cost. All wiring to be strictly in accordance with Silent Gliss wiring diagrams. Fabric to be chosen from the Silent Gliss fabric range, Price Group 1R / 2R / 3R.

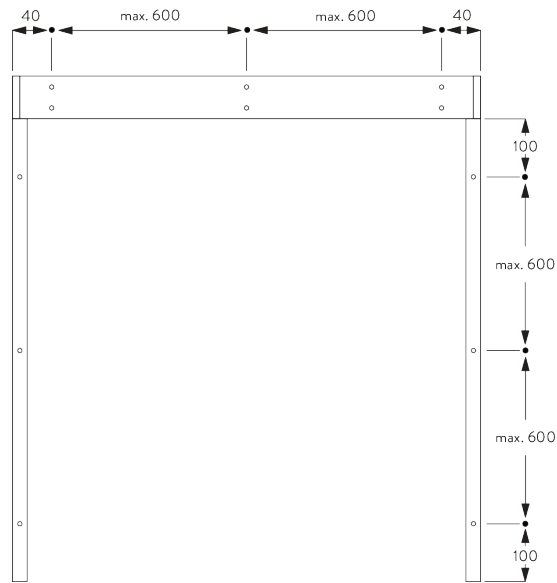
Silent Gliss SG 4760 Electrically Operated Dim-Out Roller Blind System with SG Series 20 motors. For blinds up to 1.6m wide by 1.6m drop, max 2.5sq.m. Supplied complete and made to measure comprising aluminium headbox SG 10994-5 (73mm), side profiles SG 11418 / SG 11419 and bottom hem bar SG 10993 in white or black powder coat finish as standard. Fabric edges retained by two component zip profile SG 11421. Operation by mains switch (not supplied) or mains switching by third party control system or SG Control R remote control system (wireless controls at extra cost). All wiring to be strictly in accordance with Silent Gliss wiring diagrams. Fabric to be chosen from the Silent Gliss fabric range, Price Group 1R / 2R / 3R.

FITTING

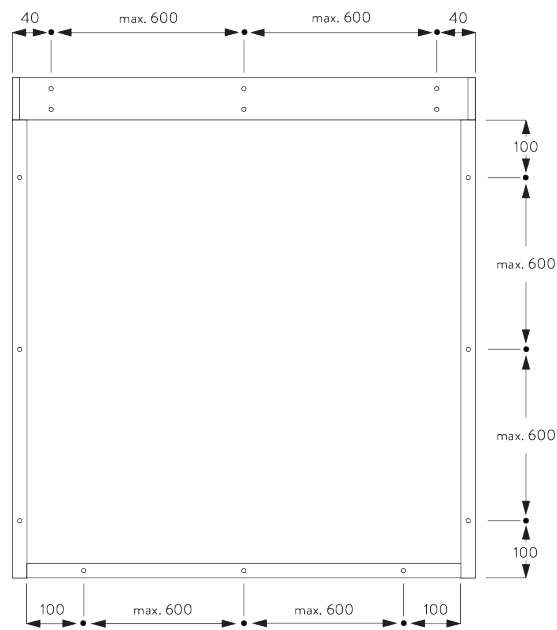
A. FITTING INFORMATION

For detailed fitting information, visit the *Silent Gliss* website.

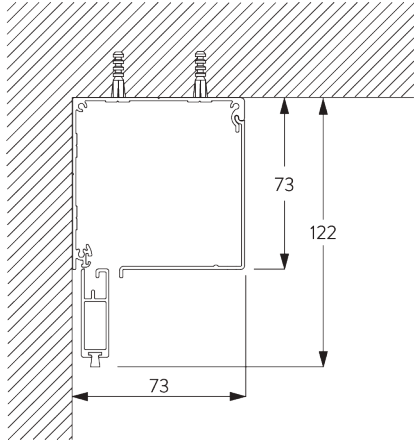
Inside fitting - fixing points



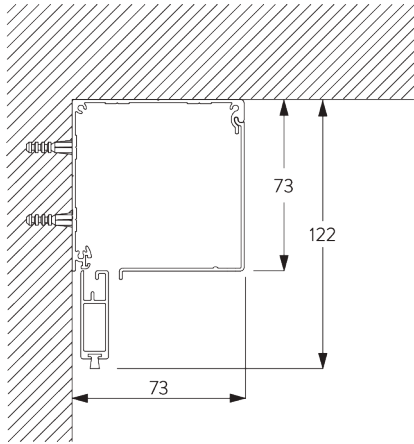
Face fitting - fixing points



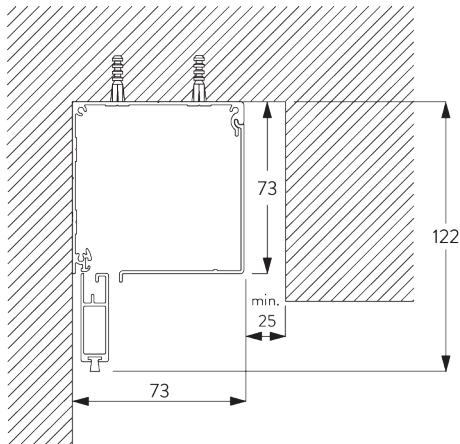
B. CEILING FITTING



C. WALL FITTING

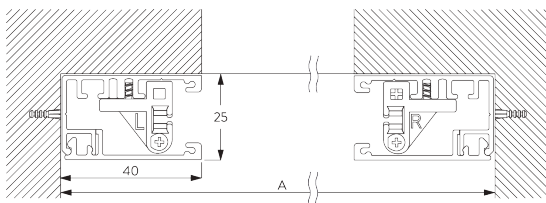


D. RECESS FITTING



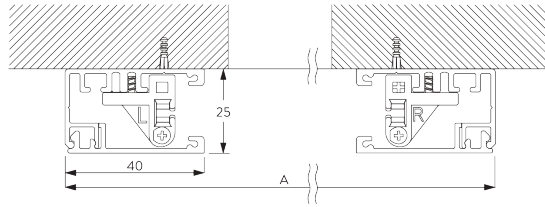
E. SIDE PROFILES
SG 11418 / SG 11419

Inside fitting



A: System width

Face fitting



A: System width

MOTORS & CONTROLS

A. MOTOR FEATURES

	50-Series	40-Series	25-Series	20-Series
Motors	SG 11251	SG 11943 SG 11944	SG 11625	SG 10522

Motor Features

Soft stop	●	●	●	●
Electronic end-stop	●	●	●	●
Electronic revolution counter (unlimited revolution)	●	●	●	●
Mechanical end-stop				
Mechanical revolution counter (limited revolution)				
One intermediate position possible		●		
Bottom bar alignment	●	●		
Noiseless stop				●
Parallel wiring possible without additional relays		●	●	●
Disconnectable motor cable	●	●	●	●
IP class	IP 30	IP 30	IP 30	IP 44

Control Features

Mains power control			●	●
Dry contact control		●		
Dry contact and / or SG Control N control		●		
SG Control N (built-in receiver)		●		
SG Control R (external receiver required)			●	●
Smart by Silent Gliss	●			
Suitable for most major home automation systems (with suitable interface)		●	●	●

B. MOTOR SPECIFICATIONS

Motors	Min. system width	Voltage	Current	Frequency	Speed	Frequency receiver
50-Series (Smart by Silent Gliss)						
SG 11251	65 cm	24 V DC	1.5 A	n/a	32 rpm	n/a
40-Series						
SG 11943	87 cm	100-240 V AC	0.6 A	50-60 Hz	32 rpm	433 MHz
SG 11944	65 cm	24 V DC	1.5 A	n/a	32 rpm	433 MHz
25-Series						
SG 11625	87 cm	100-240 V AC	0.8 A	50-60 Hz	32 rpm	n/a
20-Series						
SG 10522 (standard)	65 cm	230 V AC	0.6 A	50 Hz	30 rpm	n/a

**C. OPERATING
METHODS**

See catalogue "controls" for details.

Wall Switch



System can be operated by fixed wall switch.

SG Control N



Various radio hand-held and wall transmitters available.



Silent Gliss Move App.

SG Control R



Various radio hand-held and wall transmitters available.
An external receiver is required.

Smart by Silent Gliss



Open designed two-way communication system which
allows to flawlessly integrate products with most major
building management systems.

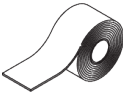

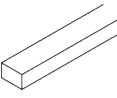
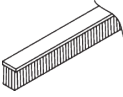


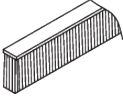

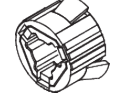


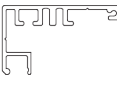
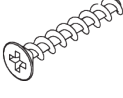


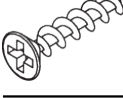

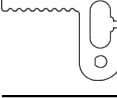
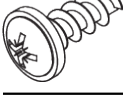

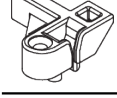
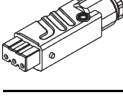

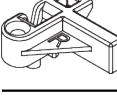


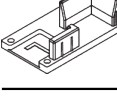


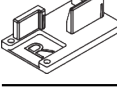
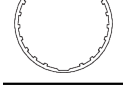

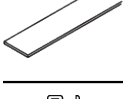

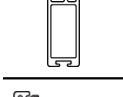



**D. WIRING
DIAGRAMS**



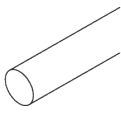
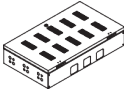
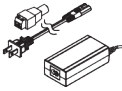

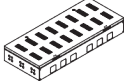

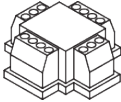


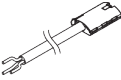
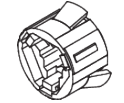

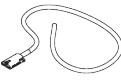
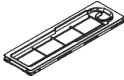

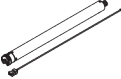

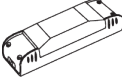
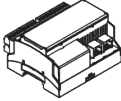
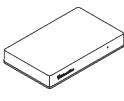

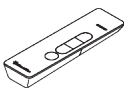
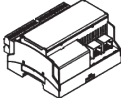
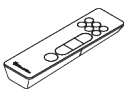
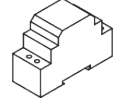

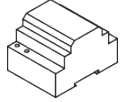

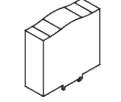

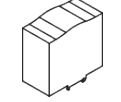


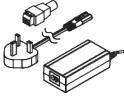
Refer to Silent Gliss website.

PARTS

A. STANDARD PARTS

	SG 4226 Double tape 30 mm		SG 10995 Box cover 73 mm		SG 11060 Foam tape adhesive
	SG 4508 Brush 5x7 mm		SG 11004 End cover left 73 mm		SG 11324 PT Screw Countersunk KA35x14
	SG 4509 Brush 5x12 mm		SG 11005 End cover right 73 mm		SG 11354 Motor drive 10/20-Series
	SG 6791 Pan head screw 3.9x32		SG 11011 Clip		SG 11418 Side guide case
	SG 6933 PT Countersunk screw KA25x16		SG 11013 Clip		SG 11419 Side guide cover
	SG 6936 PT Countersunk screw KA22x10		SG 11014 Tube adapter		SG 11421 Zip profile
	SG 6942 Pan head screw KA30x8		SG 11016 Tube adapter		SG 11473 Zip guide left
	SG 9917 Hirschmann portable socket-outlet STAK 3 N		SG 11025 Zip		SG 11474 Zip guide right
	SG 10284 O-Ring		SG 11028 End cover left		SG 11475 Side guide end cover left
	SG 10522 Motor 230V AC, 20-Series 3/30		SG 11029 End cover right		SG 11476 Side guide end cover right
	SG 10532 Tube ø 43 mm		SG 11030 Cover		
	SG 10668 PVC strip 10 mm		SG 11034 Countersunk head screw 3.5x16		
	SG 10993 Bottom bar		SG 11035 Countersunk head screw 2.2x9.5		
	SG 10994 Box case 73 mm		SG 11059 Pan head screw with flange M4x12		

B. OPTIONAL PARTS

	SG 4951 Bottom weight ø 8 mm		SG 11282 Cabinet for 24 systems		SG 11967 Power supply set 24V/2A with US plug
	SG 9916 Hirschmann plug set		SG 11283 Cabinet for 56 systems		SG 20336 Hand held transmitter 8 channel
	SG 9959 Central control unit relay		SG 11319 Plug 4-pin, MC 1.5/4-ST-3.81		SG 20913 Wall switch single channel
	SG 10293 Cable 230V AC, 2/3/5/10 m		SG 11356 Motor drive 40/50-Series		SG 20914 Wall switch 8 channel
	SG 10851 2 m cable UL certified incl. plug only for USA		SG 11460 Cover for Hirschmann plug		SG 20917 Pattress box
	SG 11251 Motor 24V DC, 50-Series 3/32		SG 11625 Motor 100-240V AC, 25-Series S 3/32		SG 20919 Control module motor type R
	SG 11260 Gateway Cedia		SG 11900 Move Server		
	SG 11261 Gateway KNX		SG 11931 Radio hand held 1 channel		
	SG 11262 Expansion unit		SG 11932 Radio hand held 6 channel		
	SG 11263 Power supply 24V DC, 2.5A DIN Rail		SG 11936 Radio wall transmitter 1 channel		
	SG 11264 Power supply 24V DC, 3.8A DIN Rail		SG 11937 Radio wall transmitter 6 channel		
	SG 11265 Power supply 24V DC, 5A DIN Rail		SG 11943 Motor 100-240V AC, 40-Series S 3/32, radio receiver		
	SG 11266 Power supply 24V DC, 10A DIN Rail		SG 11944 Motor 24V DC, 40-Series S 3/32, radio receiver		
	SG 11281 Cabinet for 8 systems		SG 11966 Power supply set 24V/2A with GB plug		

