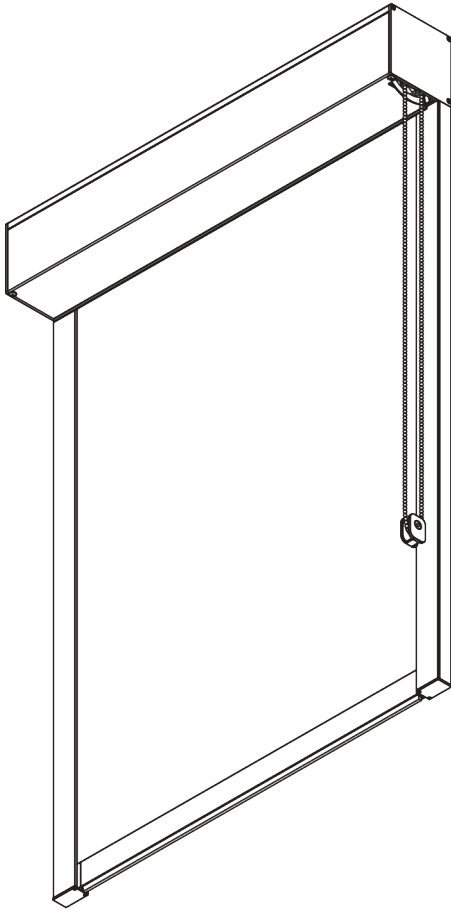



# SG 4740

---



## PRODUCT INFORMATION

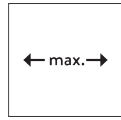
- **Operation:** chain
- **Range:** L
- **Fitting:** ceiling, wall, recess
- **Colours:** white RAL 9016 or black RAL 9005, special colours possible
- **Fabrics:** refer to Silent Gliss fabric collection

### **Features:**

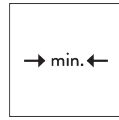
- Zip technology
- Stainless steel bead chain
- 2-to-1 gear drive
- 40 mm side channel, pre-drilled fixing points

# SYSTEM SPECIFICATIONS

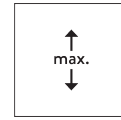
## A. SYSTEM DIMENSIONS



3 m



65 cm



3 m



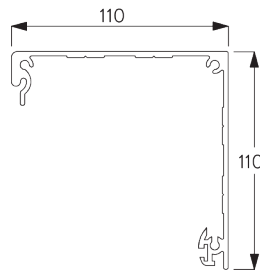
9 m<sup>2</sup>



6 kg

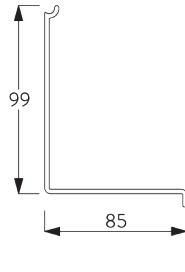
## B. PROFILE

### Profile information



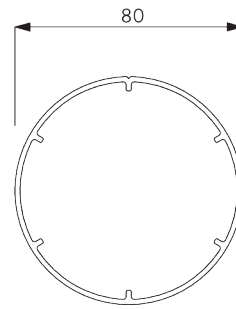
**SG 10998**

Box case 110 mm



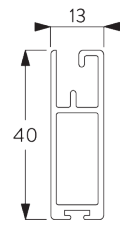
**SG 10999**

Box cover 110 mm



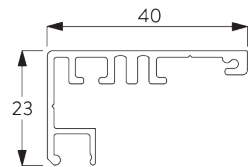
**SG 11003**

Tube ø 80 mm



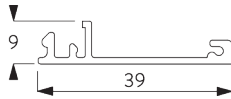
**SG 10993**

Bottom bar



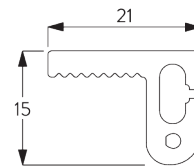
**SG 11418**

Side guide case



**SG 11419**

Side guide cover

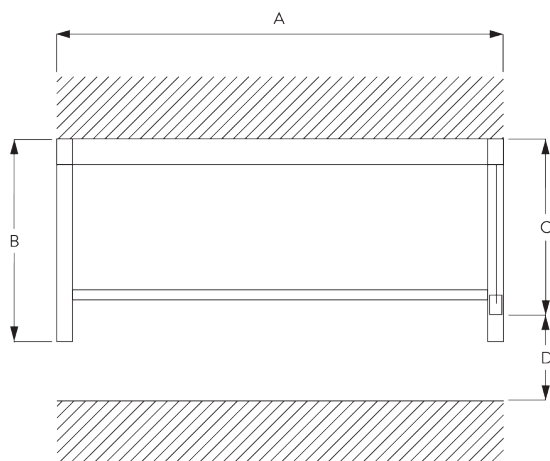


**SG 11421**

Zip profile

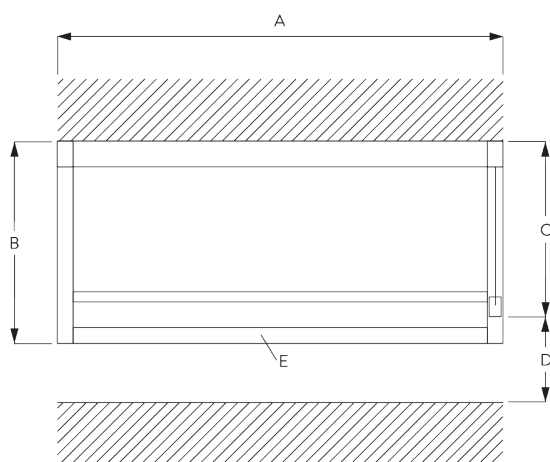
## C. HOW TO MEASURE

### Inside fitting



- A: System width
- B: System height
- C: Chain height
- D: Safety Retainer SG 10731 min. 150 cm above floor

### Face fitting



- A: System width
- B: System height
- C: Chain height
- D: Safety Retainer SG 10731 min. 150 cm above floor
- E: Optional: end profile (SG 11418 / SG 11419)

## D. SPECIFICATION TEXT

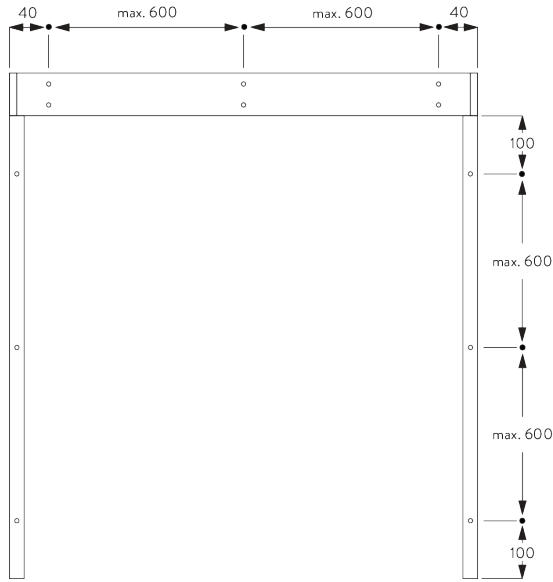
**Silent Gliss SG 4740 Chain Operated Dim-Out Roller Blind System.** For blinds up to 3m wide by 3m drop, max 9.0sq. m. Supplied complete and made to measure comprising aluminium headbox SG 10998-9 (110mm), side profiles SG 11418 / SG 11419 and bottom hem bar SG 10993 in white or black powder coat finish as standard. Fabric edges retained by two component zip profile SG 11421. Operation by stainless steel bead chain with chain retainer SG 10731. Compliant to Child Safety Legislation EN 13120. Fabric to be chosen from the Silent Gliss fabric range, Price Group 1R / 2R / 3R.

# FITTING

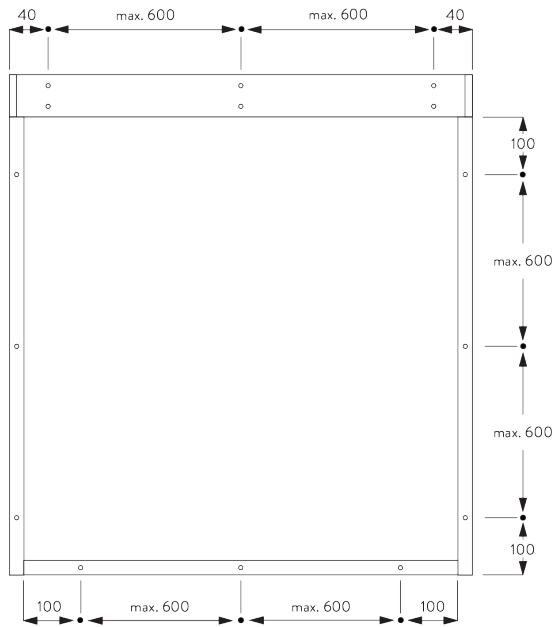
## A. FITTING INFORMATION

For detailed fitting information, visit the Silent Gliss website.

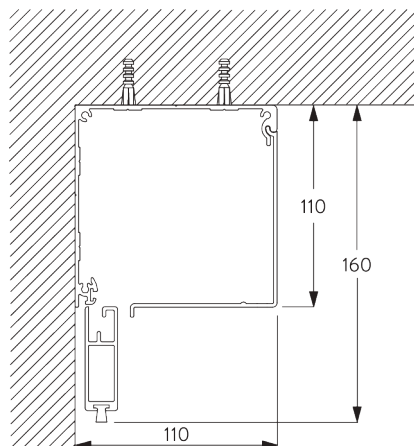
**Inside fitting - fixing points**



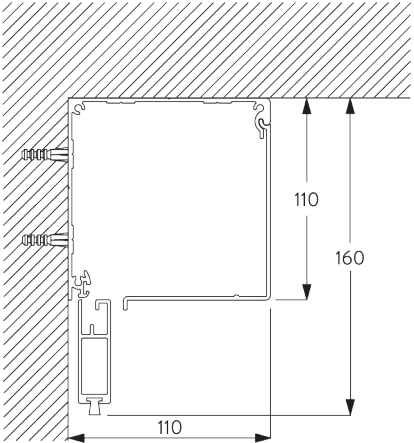
**Face fitting - fixing points**



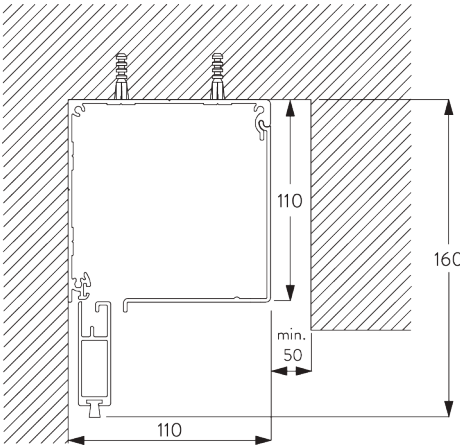
**B. CEILING FITTING**



**C. WALL FITTING**

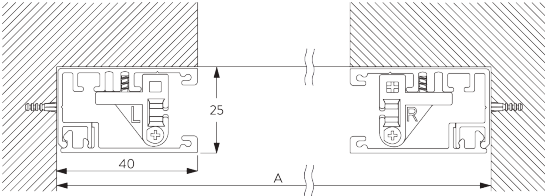


**D. RECESS FITTING**



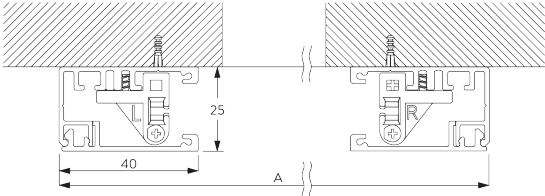
**E. SIDE PROFILES**  
**SG 11418 / SG 11419**

Inside fitting



A: System width

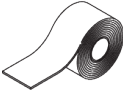

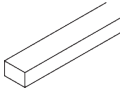
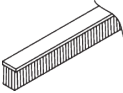

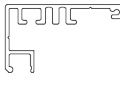
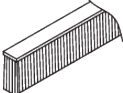


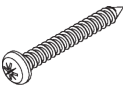

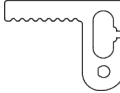
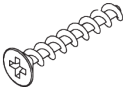
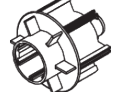
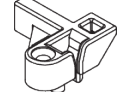

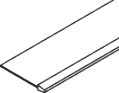


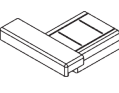
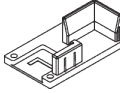

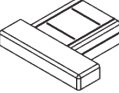
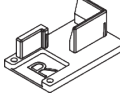
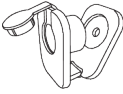
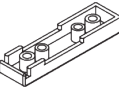
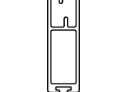
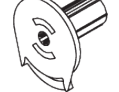

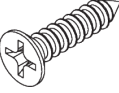

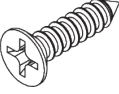




Face fitting



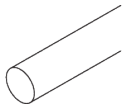
A: System width

# PARTS

## A. STANDARD PARTS

	<b>SG 4226</b> Double tape 30 mm		<b>SG 11009</b> End cover right 110 mm		<b>SG 11060</b> Foam tape adhesive
	<b>SG 4508</b> Brush 5x7 mm		<b>SG 11011</b> Clip		<b>SG 11418</b> Side guide case
	<b>SG 4509</b> Brush 5x12 mm		<b>SG 11012</b> Clip		<b>SG 11419</b> Side guide cover
	<b>SG 6791</b> Pan head screw 3.9x32		<b>SG 11020</b> Tube adapter		<b>SG 11421</b> Zip profile
	<b>SG 6933</b> PT Countersunk screw KA25x16		<b>SG 11021</b> Tube adapter		<b>SG 11473</b> Zip guide left
	<b>SG 6936</b> PT Countersunk screw KA22x10		<b>SG 11025</b> Zip		<b>SG 11474</b> Zip guide right
	<b>SG 6942</b> Pan head screw KA30x8		<b>SG 11028</b> End cover left		<b>SG 11475</b> Side guide end cover left
	<b>SG 10668</b> PVC strip 10 mm		<b>SG 11029</b> End cover right		<b>SG 11476</b> Side guide end cover right
	<b>SG 10731</b> Child safety retainer set		<b>SG 11030</b> Cover		
	<b>SG 10993</b> Bottom bar		<b>SG 11033</b> Chain drive		
	<b>SG 10998</b> Box case 110 mm		<b>SG 11034</b> Countersunk head screw 3.5x16		
	<b>SG 10999</b> Box cover 110 mm		<b>SG 11035</b> Countersunk head screw 2.2x9.5		
	<b>SG 11003</b> Tube ø 80 mm		<b>SG 11040</b> Bead chain ø 4.5 mm		
	<b>SG 11008</b> End cover left 110 mm		<b>SG 11059</b> Pan head screw with flange M4x12		

## B. OPTIONAL PARTS



**SG 4951**

*Bottom weight ø 8 mm*



**SG 11052**

*Spring left*



**SG 11053**

*Spring right*

